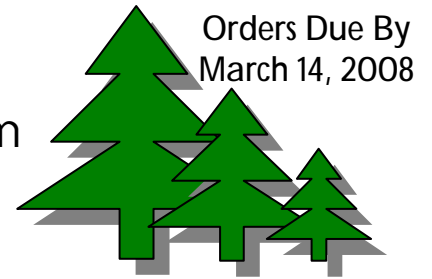




# Freeborn County SWCD Spring 2008 Tree Order Form

1400 W Main Street, Albert Lea, MN 56007  
507-373-5607 Ext. 3 or FAX 507-373-7654  
email: [brenda.lageson@mn.nacdn.net](mailto:brenda.lageson@mn.nacdn.net)  
[www.freebornswcd.org](http://www.freebornswcd.org)



Name: \_\_\_\_\_  
Address: \_\_\_\_\_  
City, State, ZIP: \_\_\_\_\_

Date Ordered: \_\_\_\_\_  
Phone: \_\_\_\_\_  
Check# /Cash: \_\_\_\_\_

*Order bare root in multiples of 10, no minimum order for pots*

*Order bare root in multiples of 10, no minimum order for pots*

| Native Evergreens               |        |           |      |       | Non-Native Evergreens           |        |           |      |       |
|---------------------------------|--------|-----------|------|-------|---------------------------------|--------|-----------|------|-------|
|                                 | Size   | Price ea. | Qty. | Total |                                 | Size   | Price ea. | Qty. | Total |
| Arborvitae, American: bare root | 12-18" | \$1.25    |      | \$    | Spruce, Black Hills: bare root  | 12-18" | \$1.25    |      | \$    |
| Arborvitae, Am.: 1 gal. pot     | 15-18" | \$6.95    |      | \$    | Spruce, Black Hills: 1 gal. pot | 15-18" | \$6.95    |      | \$    |
| Cedar, Eastern Red: bare root   | 15-18" | \$1.25    |      | \$    | Spruce, Black Hills: 2 gal. pot | 24-30" | \$10.95   |      | \$    |
| Pine, Red: bare root            | 7-15"  | \$1.25    |      | \$    | Spruce, Colorado: bare root     | 12-18" | \$1.25    |      | \$    |
| Pine, White: bare root          | 7-15"  | \$1.10    |      | \$    | Spruce, Colorado: 1 gal. pot    | 15-18" | \$6.95    |      | \$    |
| Spruce, White: bare root        | 7-15"  | \$1.10    |      | \$    | Spruce, Norway: bare root       | 7-15"  | \$1.10    |      | \$    |
|                                 |        |           |      |       | Spruce, Norway: 1 gal. pot      | 15-18" | \$6.95    |      | \$    |

*Order in multiples of 10*

*Order in multiples of 10 trees or 25 shrubs*

| Native Deciduous Trees |      |        |  |    | Non-Native Deciduous Trees & Shrubs |        |        |  |    |
|------------------------|------|--------|--|----|-------------------------------------|--------|--------|--|----|
| Ash, Green             | 3-4' | \$1.00 |  | \$ | Cherry, Nanking                     | 18-24" | \$0.95 |  | \$ |
| Birch, River           | 2-3' | \$1.25 |  | \$ | Crabapple, Red Splendor             | 2-3'   | \$1.00 |  | \$ |
| Chokecherry, Common    | 2-3' | \$1.00 |  | \$ | Honeysuckle, Arnolds Red            | 18-24" | \$0.95 |  | \$ |
| Hackberry              | 2-3' | \$1.00 |  | \$ | Lilac, Chinese                      | 18-24" | \$1.25 |  | \$ |
| Linden, Littleleaf     | 2-3' | \$1.25 |  | \$ | Maple, Amur                         | 2-3'   | \$1.00 |  | \$ |
| Maple, Red (Rubrum)    | 2-3' | \$1.25 |  | \$ | Maple, Sugar                        | 2-3'   | \$1.25 |  | \$ |
| Oak, Bur               | 2-3' | \$1.00 |  | \$ | Oak, Pin                            | 2-3'   | \$1.50 |  | \$ |
| Oak, Red               | 2-3' | \$1.10 |  | \$ | Poplar, Norway                      | 3-4'   | \$1.00 |  | \$ |
| Plum, American         | 2-3' | \$1.25 |  | \$ | Walnut, Black                       | 2-3'   | \$1.25 |  | \$ |
|                        |      |        |  |    | Willow, Hybrid                      | 2-3'   | \$1.25 |  | \$ |

*Order in multiples of 25*





| Native Shrubs                   |        |        |  |    |
|---------------------------------|--------|--------|--|----|
| Arrowwood                       | 18-24" | \$1.10 |  | \$ |
| Cranberry, Am. Highbush         | 18-24" | \$1.25 |  | \$ |
| Dogwood, Redosier               | 18-24" | \$0.95 |  | \$ |
| Elderberry                      | 18-24" | \$1.00 |  | \$ |
| Hazelnut, American              | 18-24" | \$1.25 |  | \$ |
| Nannyberry                      | 18-24" | \$1.25 |  | \$ |
| Other                           |        |        |  |    |
| Tree Mats (one per tree) 3 x 3' | ea.    | \$1.35 |  | \$ |
| Fertilizer Packets              | ea.    | \$0.20 |  | \$ |



|                    |    |
|--------------------|----|
| Subtotal           | \$ |
| Sales Tax 7%       | \$ |
| Less Deposit       | \$ |
| Total              | \$ |
| <b>Balance Due</b> | \$ |

*If you want something not listed here  
we may be able to order it for you.*

- ♣ The SWCD sells good quality trees, but offers no guarantee of survival or availability of items ordered.
- ♣ Our stock is limited to what our wholesale suppliers can provide.
- ♣ A 20% deposit is required on all orders over \$50.00 with the balance due at the time of pick-up.  
*Make checks payable to Freeborn County SWCD.*
- ♣ We will contact you when the orders are ready to be picked up, generally around the  
*3rd or 4th week of April.*

|  <b>Evergreens</b>   |   | <b>Deciduous Trees Continued</b>   |   |
|--|---|--|---|
| <p><u>Arborvitae, American, Thuja occidentalis</u> – Height of 40 – 50'. Also known as Northern White Cedar. Pyramid shaped tree with soft green scale-like needles. Excellent windbreak tree for homesites. Tolerates most sites.</p>                             | <p><u>Cedar, Eastern Red, Juniperus virginiana</u> – Height of 40 – 50'. Native to IA. Sharp green scale-like needles. Good for wildlife. Tolerant of most light and soil conditions.</p>   | <p><u>Maple, Red, Acer rubrum</u> – Height 40-70'. Native to MN. Saw toothed lobed leaves. Shade tolerant, grows in very wet to dry conditions, moderately fast growing. Leaves can turn red, yellow or orange in fall.</p>                                    | <p><u>Maple, Sugar, Acer saccharum</u> – Height of 60-80' Produces dense, oval crown and bright fall colors ranging from yellow to orangish red. Slow-growing, needs well-drained, loamy soils. Not tolerate of wet soils. Shade tolerant. Used to make maple syrup.</p>  |
| <p><u>Pine, Red, Pinus resinosa</u> – Height of 50 - 80'. Also known as Norway Pine. Long needled, pyramid shaped tree. Prefers well-drained, sandy soils. Popular Christmas tree species. Needs up to 20' spacing to avoid overcrowding of lower branches.</p>    | <p><u>Pine, White, Pinus strobus</u> – Height of 80 - 100'. Fast growing, tallest conifer species in MN. Pyramid shaped when young, broadening with age. Prefers sand or silt loam soils, but will tolerate a wide range. Needs at least 20' spacing to avoid overcrowding of lower branches.</p> | <p><u>Oak, Bur, Quercus macrocarpa</u> – Height of 70-80+'. Simple lobed leaves and produces acorns and tree with corky appearance. Good for wildlife. Tolerates a variety of soil types. Long-lived but slow growing.</p>                                     | <p><u>Oak, Red (Northern), Quercus rubra</u> – Height of 60-80+'. Simple lobed, bristle-tipped leaves. Red or brown fall leaf color. Good for wildlife. Prefers deep, rich soils, intolerant of drier alkaline soils. Long-lived and fastest growing oak. <u>Oak, Pin Quercus palustris</u> - Similar to red oak but drier and acidic soil.</p> |
| <p><u>Spruce, Black Hills, Picea glauca var. densata</u> – Height of 40 – 50'. Native to Black Hills, SD. Geographical strain of white spruce. Slow growing, conical tree with dark green needles. Hardy and more drought resistant than White Spruce.</p>         | <p><u>Spruce, Colorado, Picea pungens</u> – Height of 50 – 100'. Native in Rocky Mountains region. Dense conical tree. Prefers moist soil but can do well in dry sites, and is intolerant of shade. Slow-growing. Susceptible to Cytospora canker.</p>  | <p><u>Plum, American, Prunus americana</u> – Height of 12-25'. Fast growing small tree. Fragrant white flowers are followed by edible fruits, yellow or red in color suitable for jellies. Quite adaptable. Thicket forming.</p>                               | <p><u>Poplar, Norway, Populus deltoides x nigra</u> – Height up to 80+'. Grows very fast and tall. Good for windbreaks when used as a temporary species. Short lived. Norway is best adapted of the poplar species.</p>   |
| <p><u>Spruce, Norway, Picea abies</u> – Height of 80 – 100+'. Native to Europe. Pyramidal tree with drooping branches. Fastest growing, and tallest species of spruce.</p>   | <p><u>Spruce, White, Picea glauca</u> – Height of 40 – 80'. Native to north central U.S. and Canada. Bluish needles. Prefers fertile soils and is tolerant of most light conditions. Good for windbreaks and winter wildlife cover.</p>   | <p><u>Walnut, Black, Juglans nigra</u> – Height of 50-60+'. Native to IA. Fast growing. Leaves are pinnately compound and produce a hard shelled nut. Good for wildlife. Prefers moist well-drained soils.</p>   | <p><u>Willow, Hybrid, Salix matsudana/alba</u>, Large tree up to 75'. Single stemmed tree good for windbreaks. Avoid planting near other willows and in areas where uncontrolled spread is possible.</p>  |
|  <b>Deciduous Trees</b>   |   | <b>Shrubs</b>   |   |
| <p><u>Ash, Green Fraxinus Pennsylvancia</u> – Height of 50-60'. Native to IA. Leaves are pinnately compound. Hardy and drought resistant, will tolerate a wide range of soils. Thrives in medium to coarse textured upland sands and loams. Yellow fall color.</p> | <p><u>Birch, River Betula nigra</u> - Height of 40'-60'. Fast growing, but short lived. Tolerates wet areas. Shade intolerant. Light reddish brown bark with yellow leaves in the fall.</p>   | <p><u>Arrowwood, Viburnum dentatum</u> – Height of 6-10'. Native of eastern and mid-western U.S. Produces cream colored flowers followed by small blue or purple fruits. Favors moist but well-drained soils of varying pH. Good food source for wildlife.</p> | <p><u>Cranberry, American, Highbush, Viburnum trilobum</u> – Height 10 – 16'. Produces white flowers and red edible fruit, with excellent fall color. When planted as a hedge, makes a good snow catch/screen in the winter. Good for wildlife. Tolerates a variety of soils.</p>   |
| <p><u>Chokecherry, Common, Prunus virginiana</u> – Height of 15-20'. Produces edible reddish-purple or black cherries that ripen in late summer. Needs well drained soils. Pruning may be necessary. Excellent plant for wildlife food &amp; cover.</p>            | <p><u>Cherry, Nanking, Prunus tomentosa</u> - Height 6-10'. Produces small pinkish white flowers and small fruits eaten by songbirds. Tolerates wind and dry soils. Dense twigs make good screen. Needs full sun.</p>   | <p><u>Dogwood, Redosier, Cornus sericea</u> – Height of 8-10'. Fast growing native shrub. This shrub has bright red stems and produces clusters of white fruit. Good for wildlife. Prefers moist sites.</p>  | <p><u>Elderberry, Sabucus canadensis</u> – Height of 6-8'. Leaves are pinnately compound, with 5 to 7 leaflets. Produces large clusters of deep purple berries. Prefers rich, moist soils. May be dangerous to browsing cattle.</p>   |
| <p><u>Crabapple, Red Splendor, Malus "red splendor"</u> – Height and spread of 15-25'. Leaves are green or reddish, flowers are white or pink followed by fruits ¼" to 1" in diameter. Full sun. Quality food source for wildlife.</p>                             | <p><u>Hackberry, Celtis occidentalis</u> – Height of 30-60+'. Tall, wide spreading crown. Has a scaly or warty bark. Produces dark purple fruit. Grows best in well drained, moist soils. Excellent cover and food source for wildlife. Intermediate shade tolerance.</p>                         | <p><u>Hazelnut, American, Corylus americana</u> - Height of 3-10'. Shade tolerant. Produces edible nuts eaten by birds and mammals. Variable fall color. Can reproduce by suckering.</p>   | <p><u>Honeysuckle, Arnold Red, Lonicera tatarica</u> - Height 10-12'. Large round headed shrub. Has pink flowers that are replaced with orange berries which are eaten by birds. Tolerates drought and pH ranges</p>  |
| <p><u>Little-Leaf Linden, Tilia cordata</u> – Medium tree with compact, cone-shaped crown. Roots are wide-spreading and deep, which makes it an excellent soil builder. Prefers loamy soils. Produces flowers with small nutlets on a hanging stalk.</p>           | <p><u>Maple, Amur, Acer ginnala</u> - Small tree 15-18'. Often multi-stemmed tree with bright red or orange foliage in the fall. Shade tolerant but needs well drained soil.</p>  | <p><u>Lilac, Chinese, Syringa x chinensis</u>- Height of 8-12'. Large, round-headed shrub. Profuse bloomer, with lilac purple flowers in May. Prefers well-drained soils and full sun for best flowering effect.</p>   | <p><u>Nannyberry, Virburnum lentago</u> – Height of 10-20'. Fast growing. Glossy leaves with cream flowers followed by blue-black berries. Tolerates wide range of soils and pH. Attractive for shiny foliage and red fall color.</p>   |