



# Conservation News

Winter/Spring 2010

Freeborn County Soil & Water Conservation District (SWCD)

## Paul & Vickie Heers Honored as Outstanding Conservation Farmers for 2009. . .

### In this Issue:

Emerald Ash Boer page 2  
 Easement Options page 2  
 Tree Order page 3  
 Tree Descriptions page 4  
 New Funding Opportunities page 5

### Staff:

**Don Flatness, SWCD**  
District Manager

**Brenda Lageson, SWCD**  
District Admin. Assistant

**Mark Schaezke, SWCD**  
District Technician

**Ed Moffett, NRCS**  
District Conservationist

**Brian Jensen, NRCS**  
Soil Conservation Tech.

**Tony Reali, Ducks Unlimited**  
Wetland Restoration Specialist

### SWCD Board of

### Supervisors:

**Don Kropp,**  
Chairman

**Cole Pectorious,**  
Vice-Chair

**Dave Ausen,**  
Treasurer

**Chris Dahl,**  
Board Secretary

**Roger M. Nelson,**  
Supervisor



*Paul with his wife Vickie accepting their award from Paula Mohr, Editor of The Farmer Magazine .*

Paul Heers Jr. and his wife Vickie from rural Oakland were honored in early December at the Minnesota Association of Soil & Water Conservation Districts (MASWCD) Annual Convention. It was held at the Duluth Entertainment & Convention Center in Duluth, MN.

County winners from across the state were honored at a special noon luncheon held Dec. 8<sup>th</sup>. The Heers were presented a certificate and congratulated by the editor of the Farmer

Magazine as Mr. Lynn Kittleson of the Linder Farm Network read a written narrative of their farming activities and conservation projects.

The Heers Family was selected by our SWCD Board to call attention to their efforts to establish a prescribed grazing system for their 100 cow beef herd. The herd consists of "registered" Main/Anjou, Simmental and Angus breeds located in two different pasture areas. The grazing system helped to control soil erosion and improve water quality in nearby open ditches. It also improved production from the pastures involved, allowing them to graze nearly twice as many cattle on the same acreage.

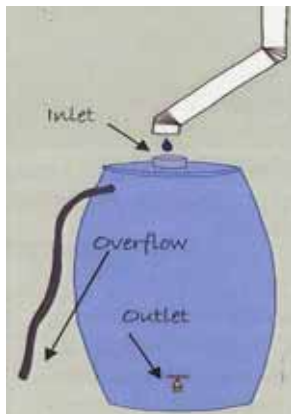
Paul entered into two separate EQIP Contracts that provided cost sharing for the improvements. They included pasture and

hayland planting, prescribed grazing, fencing, pipeline & hydrants, well & pumping plant (operated by a solar panel) and over 7,000 ft. of pipeline. Eleven watering facilities are served by this pipeline. In addition to this project, the Heers Family has installed a number of traditional soil & water conserving practices on their farms. We congratulate them on their accomplishments and wish them well in the future.



*Paul - looking at the solar panel that produces power for his well pump.*

## Rain Barrels now available. . .



*Parts of a Rain Barrel*

We are offering 55 gallon plastic rain barrels for sale this year for the first time.

Rain barrels collect runoff from roofs and store it for other uses such as watering plants. They have multiple benefits including reducing stormwater, reducing

pollutant loads to surface waters, decreasing water bills, and convenience.

They can be painted to match your tastes and can be adapted to fit just about any property. They will be assembled and ready to use.

Please contact our office for more information. **373-5607 Ext. 3**

*Visit us on the web at [www.freebornswcd.org](http://www.freebornswcd.org)*



*Emerald Ash Borer is a destructive pest to Ash Trees.*

**Arbor Day is  
April 30,  
2010 – plant  
a tree!**

## What to do about Emerald Ash Boer (EAB)?

Many of you have heard of the excitement of the discovery of an insect never found in Minnesota before. However, this is not the good kind of excitement associated with finding a rare or elusive species, but the dread of finding a very destructive and hard to stop pest. Emerald Ash Borer (EAB) has been found in St. Paul and just across the border in Wisconsin. While identified populations are still many miles away from Freeborn County, experiences in other parts of the nation have shown we can only slow the spread and it may take several years for it to be noticeable in an area. All species of ash show 100% mortality when infested with EAB. The insect larvae

tunnel around the tree directly under the bark which is a critical area for the tree. The insect's tunneling causes the tree to not be able to transport food or water.

For many years the ash tree was very popular for windbreak plantings, yard trees, boulevard trees, and a substantial percentage of our forest trees. So what should a landowner with existing ash trees do? We do not recommend total removal at this point. Landowners with multiple rows could remove a row and replace the ash with a shade tolerant species. You could also remove every other tree and replace. Any replacement trees should be picked to

increase the local tree species diversity. Another option would be to add additional rows either on the inside or the outside of the windbreak if the site allows. These precautions will lessen the potential impact of an EAB outbreak.

There are pesticides being used and tested that will help protect individual trees. Due to the costs these would likely only be used on valuable yard or park trees. Most of these chemicals would have to be applied once a year before the tree is infested and the cost is in the range of dollars per inch of diameter.

## New Easement option available for landowners with CRP adjacent to surface water . . .



*Grass buffers help maintain surface water quality*

A new conservation easement option is available to permanently protect land along lakes, streams and ditches that is currently enrolled, or will be enrolled, in the federal USDA Conservation Reserve Program (CRP).

The Reinvest In Minnesota (RIM) Reserve Clean Water Fund Riparian Buffer program offers landowners competitive payment rates to establish buffers of native vegetation along waterways, and to enroll the land in a permanent conservation easement. Establishing native vegetation in

environmentally sensitive areas reduces water pollution due to soil erosion, enhances wildlife habitat and reduces potential flood damage to property.

The program is funded through the Minnesota Clean Water Fund, which was established after Minnesota voters approved the Clean Water, Wildlife, Cultural Heritage and Natural Areas Amendment to the constitution in 2008.

Only land in existing or new CRP contracts is eligible. Buffer widths must be a minimum of 50 feet

and no more than 100 feet. Eligible land must have been owned by the landowner for at least one year prior to application and the total project size must be three acres or more. Payment rates for the program are based on the local assessor's average tillable values for each township in the state. Rates for townships in Freeborn County currently range from \$3400 to \$4200 per acre. This payment would be in addition to the annual CRP payments for the life of the CRP contract.

Interested landowners should contact us for information. **373-5607**



*This stand of native grass and wildflowers is being threatened by cottonwood trees on this RIM site.*

## \$\$\$ Available for Current Reinvest In Minnesota (RIM) Easement Enhancements. . .

Lands under RIM (RIM, CREP, PWP, RIM/WRP) easements would be eligible to receive reimbursement up to 100% for certain costs

incurred through enhancement activities. To be eligible you would have to plant additional species but other activities such as

prescribed burns, woody invasive species removal, invasive herbaceous plant removal, and others could receive cost share as well.



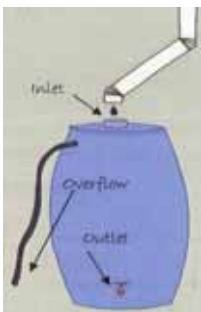
# Freeborn County SWCD Spring 2010 Tree Order Form

1400 W Main Street, Albert Lea, MN 56007  
507-373-5607 Ext. 3 or FAX 507-373-7654  
email: brenda.lageson@mn.nacdnet.net or  
mark.schaetzke@mn.nacdnet.net  
www.freebornswcd.org



Name: \_\_\_\_\_ Date Ordered: \_\_\_\_\_  
 Address: \_\_\_\_\_ Phone: \_\_\_\_\_  
 City, State, ZIP: \_\_\_\_\_ Check# /Cash: \_\_\_\_\_

Order bare root in multiples of 10 or 25 no minimum order for pots					Order bare root in multiples of 10 or 25 no minimum order for pots							
Native Evergreens		Size	Price ea.	Qty.	Total	Non-Native Evergreens		Size	Price ea.	Qty.	Total	
Arborvitae, American: bare root		12-18"	\$1.25		\$	Spruce, Black Hills: bare root		12-18"	\$1.25		\$	
Arborvitae, Am.: 1 gal. pot		15-18"	\$6.95		\$	Spruce, Black Hills: 1 gal. pot		15-18"	\$6.95		\$	
Cedar, Eastern Red: bare root		15-18"	\$1.25		\$	Spruce, Black Hills: 2 gal. pot		24-36"	\$10.95		\$	
Pine, Red: bare root		7-15"	\$1.25		\$	Spruce, Colorado: bare root		12-18"	\$1.50		\$	
Pine, White: bare root		7-15"	\$1.10		\$	Spruce, Colorado: 1 gal. pot		15-18"	\$6.95		\$	
Pine, White: 1 gal pot		15-18"	\$6.95		\$	Spruce, Norway: bare root		7-15"	\$1.10		\$	
Spruce, White: bare root		7-15"	\$1.10		\$	Spruce, Norway: 1 gal. pot		15-18"	\$6.95		\$	
Order in multiples of 10 or 25					Order in multiples of 10 trees or 25 shrubs							
Native Deciduous Trees					Non-Native Deciduous Trees & Shrubs							
Birch, River		2-3'	\$1.25		\$	Cherry, Nanking		18-24"	\$0.95		\$	
Cherry, Black		2-3'	\$1.10		\$	Crabapple, Red Splendor		2-3'	\$1.00		\$	
Chokecherry, Common		2-3'	\$1.00		\$	Honeysuckle, Arnolds Red		18-24"	\$0.95		\$	
Hackberry		2-3'	\$1.10		\$	Lilac, Chinese		18-24"	\$1.50		\$	
Linden, Littleleaf		2-3'	\$1.25		\$	Lilac, Villosa		18-24"	\$1.00		\$	
Maple, Red (Rubrum)		2-3'	\$1.25		\$	Maple, Sugar		18-24"	\$1.25		\$	
Oak, Bur		2-3'	\$1.00		\$	Oak, Pin		2-3'	\$1.50		\$	
Oak, Red		2-3'	\$1.10		\$	Poplar, Norway		3-4'	\$1.10		\$	
Plum, American		2-3'	\$1.25		\$	Walnut, Black		2-3'	\$1.25		\$	
						Willow, Hybrid		2-3'	\$1.25		\$	
Order in multiples of 25					Other				Size	Price ea.	Qty.	Total
Native Shrubs		Size	Price ea.	Qty.	Total	Tree Mats (one per tree) 3' x 3'		ea.	\$1.50		\$	
Arrowwood		18-24"	\$1.10		\$	Fertilizer Packets		ea.	\$0.20		\$	
Cranberry, Am. Highbush		18-24"	\$1.25		\$	4' Tree Tubes		ea.	\$3.00		\$	
Dogwood, Gray		18-24"	\$1.00		\$	5' Bamboo Stakes		ea.	\$0.75		\$	
Dogwood, Redosier		18-24"	\$0.95		\$	<b>**New Rain Barrels** (assembled)</b>						
Hazelnut, American		18-24"	\$1.25		\$	55 gal. blue (with a little sanding you can personalize them)						
Nannyberry		18-24"	\$1.25		\$	Contact our office for more info		ea.	\$59.95		\$	



Parts of a  
Rain Barrel

If you want something not listed here  
we may be able to order it for you.



Subtotal	\$
Sales Tax 7.375%	\$
Less Deposit	\$
<b>Balance Due</b>	<b>\$</b>

- ☛ The SWCD sells good quality trees, but offers no guarantee of survival or availability of items ordered.
- ☛ Our stock is limited to what our wholesale suppliers can provide.
- ☛ A 20% deposit is required on all orders over \$50.00 with the balance due at the time of pick-up.  
Make checks payable to Freeborn County SWCD.
- ☛ We will contact you when the orders are ready to be picked up, generally around the 3rd or 4th week of April.

Evergreens		Deciduous Trees Continued	
<p><u>Arborvitae</u>, <u>American</u>, <u>Thuja occidentalis</u> – Height of 40 – 50'. Also known as Northern White Cedar. Pyramid shaped tree with soft green scale-like needles. Excellent windbreak tree for homesites. Tolerates most sites.</p>	<p><u>Cedar</u>, <u>Eastern Red</u>, <u>Juniperus virginiana</u> – Height of 40 – 50'. Native to IA. Sharp green scale-like needles. Good for wildlife. Tolerant of most light and soil conditions.</p>	<p><u>Maple</u>, <u>Red</u>, <u>Acer rubrum</u> – Height 40-70'. Native to MN. Saw toothed lobed leaves. Shade tolerant, grows in very wet to dry conditions, moderately fast growing. Leaves can turn red, yellow or orange in fall.</p>	<p><u>Maple</u>, <u>Sugar</u>, <u>Acer saccharum</u> – Height of 60-80' Produces dense, oval crown and bright fall colors ranging from yellow to orangish red. Slow-growing, needs well-drained, loamy soils. Not tolerant of wet soils. Shade tolerant. Used to make maple syrup.</p>
<p><u>Pine</u>, <u>Red</u>, <u>Pinus resinosa</u> – Height of 50 - 80'. Also known as Norway Pine. Long needled, pyramid shaped tree. Prefers well-drained, sandy soils. Popular Christmas tree species. Needs up to 20' spacing to avoid overcrowding of lower branches.</p>	<p><u>Pine</u>, <u>White</u>, <u>Pinus strobus</u> – Height of 80 - 100'. Fast growing, tallest conifer species in MN. Pyramid shaped when young, broadening with age. Prefers sandy or silt loam soils, but will tolerate a wide range. Needs at least 20' spacing to avoid overcr</p>	<p><u>Oak</u>, <u>Bur</u>, <u>Quercus macrocarpa</u> – Height of 70-80+'. Simple lobed leaves and produces acorns and tree with corky appearance. Good for wildlife. Tolerates a variety of soil types. Long-lived but slow growing.</p>	<p><u>Oak</u>, <u>Red (Northern)</u>, <u>Quercus rubra</u> – Height of 60-80+'. Simple lobed, bristle-tipped leaves. Red or brown fall leaf color. Good for wildlife. Prefers deep, rich soils, intolerant of drier alkaline soils. Long-lived and fastest growing oak. <u>Oak</u>, <u>Pin Q</u></p>
<p><u>Spruce</u>, <u>Black Hills</u>, <u>Picea glauca var. densata</u> – Height of 40 – 50'. Native to Black Hills, SD. Geographical strain of white spruce. Slow growing, conical tree with dark green needles. Hardy and more drought resistant than White Spruce.</p>	<p><u>Spruce</u>, <u>Colorado</u>, <u>Picea pungens</u> – Height of 50 – 100'. Native in Rocky Mountains region. Dense conical tree. Prefers moist soil but can do well in dry sites, and is intolerant of shade. Slow-growing. Susceptible to Cytospora canker.</p>	<p><u>Plum</u>, <u>American</u>, <u>Prunus americana</u> – Height of 12-25'. Fast growing small tree. Fragrant white flowers are followed by edible fruits, yellow or red in color suitable for jellies. Quite adaptable. Thicket forming.</p>	<p><u>Poplar</u>, <u>Norway</u>, <u>Populus deltoides x nigra</u> – Height up to 80+'. Grows very fast and tall. Good for windbreaks when used as a temporary species. Short lived. Norway is best adapted of the poplar species.</p>
<p><u>Spruce</u>, <u>Norway</u>, <u>Picea abies</u> – Height of 80 – 100+'. Native to Europe. Pyramidal tree with drooping branches. Fastest growing, and tallest species of spruce.</p>	<p><u>Spruce</u>, <u>White</u>, <u>Picea glauca</u> – Height of 40 – 80'. Native to north central U.S. and Canada. Bluish needles. Prefers fertile soils and is tolerant of most light conditions. Good for windbreaks and winter wildlife cover.</p>	<p><u>Walnut</u>, <u>Black</u>, <u>Juglans nigra</u> – Height of 50-60+'. Native to IA. Fast growing. Leaves are pinnately compound and produce a hard shelled nut. Good for wildlife. Prefers moist well-drained soils.</p>	<p><u>Willow</u>, <u>Hybrid</u>, <u>Salix matsudana/alba</u>, Large tree up to 75'. Single stemmed tree good for windbreaks. Avoid planting near other willows and in areas where uncontrolled spread is possible.</p>
Deciduous Trees		Shrubs	
<p><u>Birch</u>, <u>River</u>, <u>Betula nigra</u> - Height of 40'-60'. Fast growing, but short lived. Tolerates wet areas. Shade intolerant. Light reddish brown bark with yellow leaves in the fall.</p>	<p><u>Cherry</u>, <u>Black</u>, <u>Prunus serotina</u> - height of 30-60' and moderately fast growing. <u>Cherry</u>, <u>Nanking</u>, <u>Prunus tomentosa</u> - Height 6-10'. Tolerates wind and dry soils. Dense twigs make good screen. Needs full sun. Both produce fruit for wildlife.</p>	<p><u>Arrowwood</u>, <u>Viburnum dentatum</u> – Height of 6-10'. Native of eastern and mid-western U.S. Produces cream colored flowers followed by small blue or purple fruits. Favors moist but well drained soils of varying pH. Good food source for wildlife.</p>	<p><u>Cranberry</u>, <u>American</u>, <u>Highbush</u>, <u>Viburnum trilobum</u> – Height 10 – 16'. Produces white flowers and red edible fruit, with excellent fall color. When planted as a hedge, makes a good snow catch/screen in the winter. Good for wildlife. Tolerates a variety</p>
<p><u>Chokecherry</u>, <u>Common</u>, <u>Prunus virginiana</u> – Height of 15-20'. Produces edible reddish-purple or black cherries that ripen in late summer. Needs well drained soils. Pruning may be necessary. Excellent plant for wildlife food &amp; cover.</p>	<p><u>Crabapple</u>, <u>Red Splendor</u>, <u>Malus "red splendor"</u> – Height and spread of 15-25'. Leaves are green or reddish, flowers are white or pink followed by fruits ¼" to 1" in diameter. Full sun. Quality food source for wildlife.</p>	<p><u>Dogwood</u>, <u>Gray</u>, <u>Cornus racemosa</u> height 8' and 5' wide. Grows well in poor soils. White fruit is eaten by a variety of wildlife.</p>	<p><u>Dogwood</u>, <u>Redosier</u>, <u>Cornus sericea</u> – Height of 8-12'. Fast growing native shrub. This shrub has bright red stems and produces clusters of white fruit. Good for wildlife. Prefers moist sites.</p>
<p><u>Hackberry</u>, <u>Celtis occidentalis</u> – Height of 30-60+'. Tall, wide spreading crown. Has a scaly or warty bark. Produces dark purple fruit. Grows best in well drained, moist soils. Excellent cover and food source for wildlife. Intermediate shade toleranc</p>	<p><u>Little-Leaf Linden</u>, <u>Tilia cordata</u> – Medium tree with compact, cone-shaped crown. Roots are wide-spreading and deep, which makes it an excellent soil builder. Prefers loamy soils. Produces flowers with small nutlets on a hanging stalk.</p>	<p><u>Hazelnut</u>, <u>American</u>, <u>Corylus americana</u> - Height of 3-10'. Shade tolerant. Produces edible nuts eaten by birds and mammals. Variable fall color. Can reproduce by suckering.</p>	<p><u>Honeysuckle</u>, <u>Arnold Red</u>, <u>Lonicera tatarica</u> - Height 10-12'. Large round headed shrub. Has pink flowers that are replaced with orange berries which are eaten by birds. Tolerates drought and pH ranges</p>
<p><u>Tree Tubes</u>, A plastic, vented tube which protects hardwood trees and some shrub seedlings from animal browse, mower and spray damage. <u>Stakes</u>: should be used to support tree tubes or can be used as row or tree markers.</p>	<p><u>Tree Mats</u>, A permeable woven plastic that greatly reduces weed competition, reduces maintenance time, and increases soil moisture. Comes with 5 anchoring staples.</p>	<p><u>Nannyberry</u>, <u>Virburnum lentago</u> – Height of 10-20'. Fast growing. Glossy leaves with cream flowers followed by blue-black berries. Tolerates wide range of soils and pH. Attractive for shiny foliage and red fall color.</p>	<p><u>Lilac</u>, <u>Chinese</u>, <u>Syringa x chinensis</u> - Height of 8-12'. Large, round-headed shrub. Profuse bloomer, with purple flowers in May. Prefers well-drained soils and full sun for best flowering effect. <u>Lilac</u>, <u>Villosa</u> <u>Syringa villosa</u> - later blooming.</p>

# Wetland Easements with the Wetland Reserve Program.

If you have land that has been artificially drained and could be restored; or land enrolled in CRP that has been previously restored you may be eligible for the WRP program. WRP is a voluntary conservation easement program administered by the Natural Resource Conservation Service. It pays participants to set aside environmentally sensitive land and convert the land to restored wetlands and native vegetation.

The U.S. Department of Agriculture's Wetland Reserve Program has helped private landowners restore more than a million acres of wetlands since 1992, averaging more than

100,000 acres a year. These restored wetlands give benefits on a continental scale to migratory birds and have resulted in a large increase in the number of waterfowl; including a number of species that have not been seen in decades, in southeast Minnesota. Additional benefits of the WRP program include increased water quality, flood prevention and reduced soil erosion.

This program has been extremely popular in Freeborn County with over 1000 acres enrolled in 2008 and 2009. Payment rates for the recent Reinvest in Minnesota (RIM) and WRP partnership signup have been up to \$4600 per acre for land with cropping

history or land enrolled CRP in Freeborn County

Generally there is one signup and ranking period per year for the program (usually in the late spring or early summer). Although there is only one signup per year it is beneficial to contact the local office if you are interested and get the application process started.

If you are interested in this program please contact Tony Reali, Ducks Unlimited Wetland Restoration Specialist at the Freeborn County SWCD office or call him at **373-5607 ext. 3**.



*This drained wetland is being restored through a combination of tile breaks, sediment removal and earthen embankments.*



*Diverse native planting in foreground with restored wetland in background.*

# Cost Share Dollars Available for Conservation Projects.

If you have a gully in your field that's difficult to cross with equipment or one that's developing along the bank of an open ditch or stream, come in and discuss it with us. We can look at the site later this winter or early in the spring and offer you some alternatives to correct the problem, probably with attractive financial assistance. Up to 75% cost sharing is available from several different sources depending on the type of project

being considered and possibly your location in the county. These sources include State Cost Share Funds available to our SWCD thru the Minnesota Board of Water and Soil Resources (BWSR); Clean Water Legacy Act Grant Funds available in that part of our county in the Minnesota River Watershed; the Continuous Conservation Reserve Program (CCRP) used primarily for grass waterways and the federal Environmental

Quality Incentives Program (EQIP) which is applicable to a large number of different projects. Traditional field practices available include Terraces or Water & Sediment Control Basins, Grass Waterways, Side Inlet Pipes or larger Drop Spillway Type Structures. Other practices for the farmstead might include windbreaks and livestock waste management components that improve water quality.



*This gully problem existed in the ditch bank prior to the installation of the new Side Inlet Pipe.*



*Ditch bank now re-shaped and new pipes installed. Large pipe is for surface water and smaller pipe is for tile water.*

**FREEBORN COUNTY SOIL & WATER  
CONSERVATION DISTRICT (SWCD)  
1400 W MAIN STREET  
ALBERT LEA, MN 56007  
507-373-5607 EXT. 3  
EQUAL OPPORTUNITY EMPLOYER**

**VISIT US ON THE WEB  
www.freebornswcd.org**



**FREEBORN  
CONSTRUCTION, INC.**

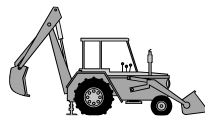
(COMPLETE COMPETENT CONSTRUCTION WORK)

**BULLDOZING-LAND LEVELING-ROAD BUILDING-WATERWAYS  
DENNIS HAUGEN • BRAD HAUGEN**

**507-373-4434**

AFTER HOURS CALL: 256-4827 or 377-3901  
FAX: 507-373-2104

COUNTY ROAD 46 EAST-ALBERT LEA, MINNESOTA 56007



**Morreim Drainage, Inc.**  
WATER MANAGEMENT SPECIALISTS


**SPECIALIZING IN SEPTIC SYSTEMS  
DESIGN – INSTALLATION – SEEDING**

Phillip Morreim  
Mark Morreim

Conservation Construction • Land Drainage  
Road Boring • Backhoeing • Consulting  
Wild Life Ponds

71610 263rd Street  
Albert Lea, MN 56007  
Office: 507-826-3449  
Fax: 507-826-3482

Home: 507-373-1971  
Cell: 507-330-1889  
Home Fax: 507-373-0422



**Sediment Basins  
Terraces - Waterways**

**Fish & Wildlife Pond  
Wetland Restoration**

**Lynn Sorensen**  
507-863-2189

**Dale Grotsun**  
507-863-2335

66451 - 275th Street Alden, MN 56009  
**Cell #507-383-6370**



*Loverink Drainage*

Hollandale, MN  
(507) 889-3011  
(507) 473-0200

- ✦ Plow & Trencher
- ✦ Installation of Plastic or Concrete Tile
- ✦ Farm drainage
- ✦ Complete sewer services

